



JDS Newsletter

April 2017

www.jollydogs.co.za

IMPORTANT NOTICES

Winter training times

Starting from the 6th of MAY 2017.

1:30 pm	Agility and Senior class
2:30 pm	All other obedience and agility classes

Long Weekend

No training over the weekend of the Saturday 29th of April as it is a long weekend.

WELCOME

We would like to welcome all our new members to The Jolly Dog School and we hope you will enjoy being with us. To our returning members from last year we also welcome you back and trust that the working relationship between you and your dog will continue to grow to the benefit of both of you.

IMPORTANT NOTICE

We would like to ask you to close the gate to the grounds once you have entered. This is in case we have a dog who decides to have a wild run.

ACCOMPANYING CHILDREN

Please be aware if you are bringing children with you to training, please let them bring along something to keep themselves busy during the class. Please do not let them mingle in the class or stand with you during class. Since the dogs are at various stages of training we cannot guarantee a dog will not bite them.

AGILITY EQUIPMENT

This equipment is for the use of the dogs only. Children are not to use any of the equipment to play on. When dogs and owners are running through the course we cannot have children playing in or on the equipment

We ask for your understanding in the above as we are concerned for the safety of you and your family.

LEADS

All dogs must be kept on a lead at all times, either held securely or secured to a stake in the shade, when on inside the grounds. The only exception to this is when an instruction is given by your trainer to remove the lead or whilst doing an agility course under the instruction of the trainer. Dogs can be possessive of their space, please give them room

"The Jolly Team"

Stay connected



Join our Facebook community

TheJollyDogSchool

We make use of this medium to let you know if we are still training during adverse weather conditions



Check out our website

www.jollydogs.co.za

Contact Numbers

Head Trainer

Ingrid Dinsmore 083 260 8801

Agility – Trainers

Peter Dinsmore 084 025 2650

Obedience – Trainers

Ingrid Dinsmore 083 260 8801

Peter Dinsmore 084 025 2650

Fiona Quirk 082 902 8825

John McBride 084 581 5153





Jeni Chick 082 895 5881

Shirley Tebbut 082-596-7500

Chair

Peter Dinsmore 084 025 2650

Show results: Congratulations to the following members on their achievements in March.

THE	DOG	Handler	Date	Type	Competition	Place
	Epic	Bronwyn	17/04/2017	Agility	Nissan Easter Festival Grand Prix Invitational	• 2 nd
	Mandy Minx	Dee	09/04/2017	Agility Games	SADAA monthly trial	• 3 rd in Gamblers Grade
	Kiko	Channel	09/04/2017	Agility Games	SADAA monthly trial	• 3 rd in Snooker Grade 1
	Dixie	Elsa	23/4/2017	Beginners	KUSA Vanderbijlpark	• 1 st

If you have any results please forward them to peterdinsmore@gmail.com.

The club congratulates those who do well at our year end function.

Getting your dog's attention

The difference between bribery and reward.

How do you ensure that your dog looks at you? For many of us, it is an uphill struggle to get our dogs attention. Frequently, you will hear something like “Bondi, Bondi, Bondi” with lots of tugging on the lead and treats being offered as a bribe. However, your pet remains more interested in what the other dogs are doing. It also seems that a lot of bribing or luring happens in an attempt to get your pet to look at you.



Rewarding the look

The way to change and gain your dog's attention is by rewarding them when they look up at you. Oscar is looking up at Ryan. So now that Oscar has the idea, there is no longer a need to ask for focus but rather reward it when your dog does it of their own accord.

How do you do it? A little step by step method that may help and change your relationship with your pup.

1. You need to be aware when your pup looks at you.
2. Then you **mark** the behaviour, with either a:
 - a. verbal noise
 - b. word (good, focus, yes)
 - c. click
3. Reward – you have about a minute to reward the behaviour - so have treats easily accessible when you are training.

What is a good reward?

The question then arises, What is a good reward?

1. Treats

High value treats are required here. Normal dog chow is not a high value treat. A reward needs to be something one really wants. In last month's newsletter we published a recipe for liver treats. Remember work (and that is what we are expecting our pups to do) must be rewarded

2. Toys

If your dog is toy driven, especially using a tug toy, then this is often preferable, especially in agility.

REMEMEBER ITS ABOUT HAVING FUN WITH YOUR DOGS